

G to G INSTITUTE TRANSFER



Hewlett-Packard

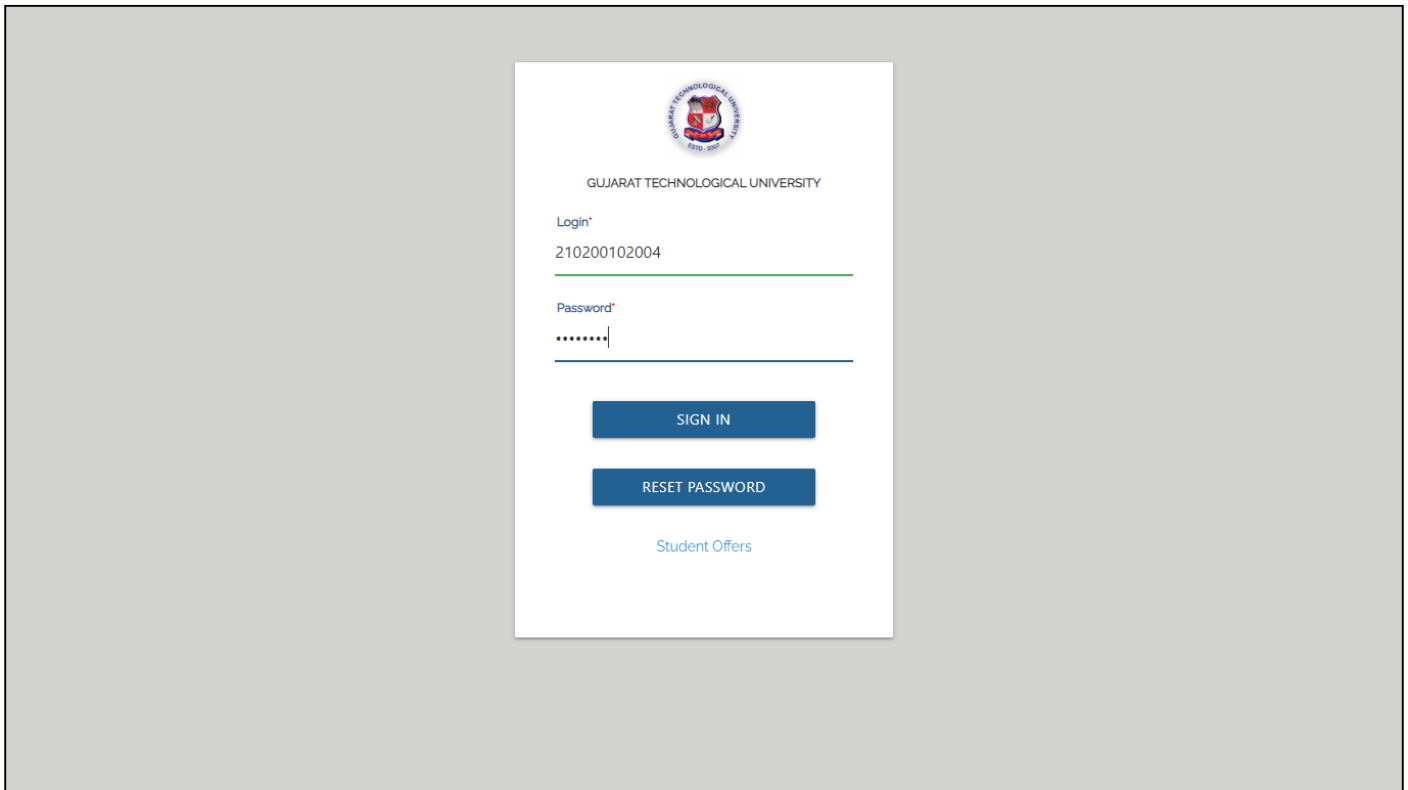
TABLE OF CONTENTS

G to G INSTITUTE TRANSFER3

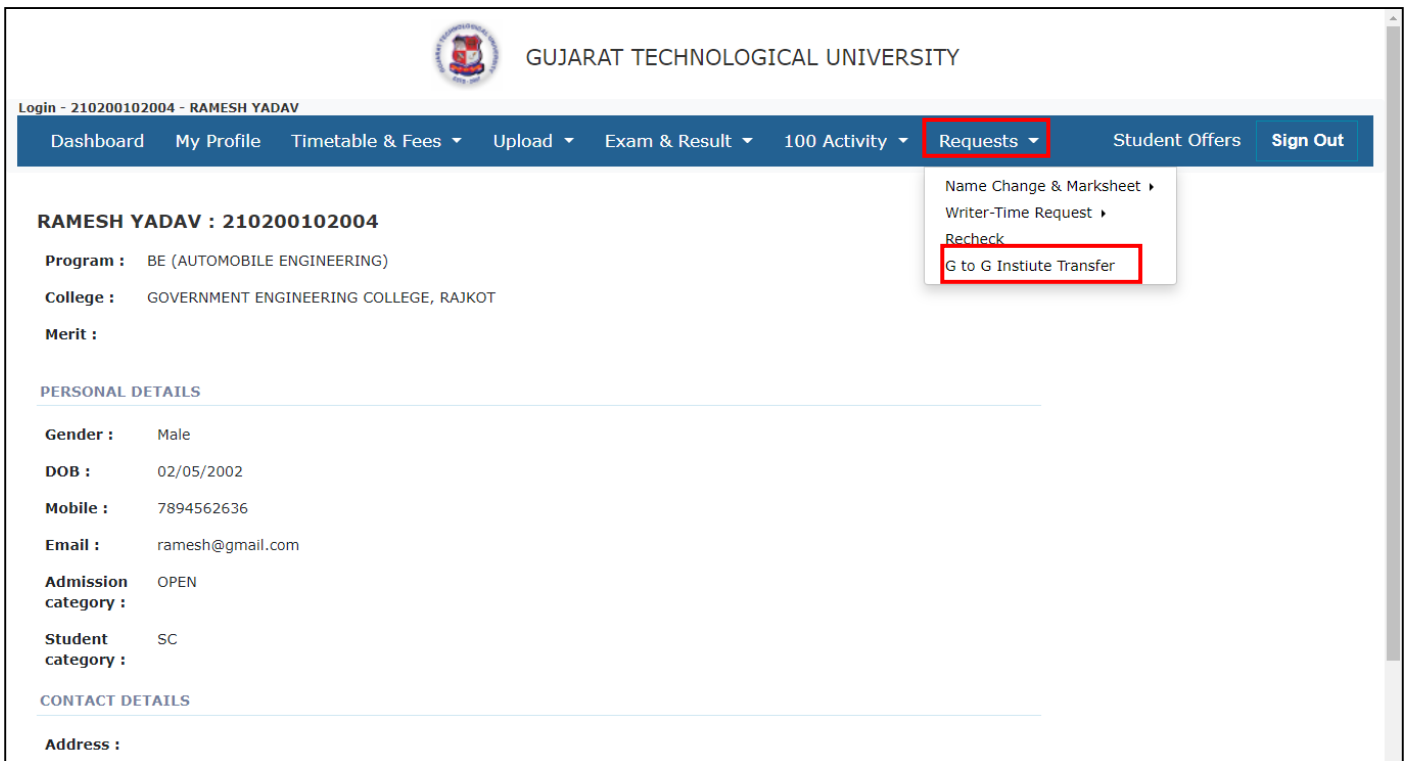
G to G INSTITUTE TRANSFER

Purpose: Using this screen, students of government institutes can apply for G to G Institute Transfer.

1. Login with student login credential.



After clicking on sign in below screen will display, in screen click on **Requests** --> **G to G Institute Transfer**.



GUJARAT TECHNOLOGICAL UNIVERSITY

Login - 210200102004 - RAMESH YADAV

Dashboard My Profile Timetable & Fees Upload Exam & Result 100 Activity **Requests** Student Offers Sign Out

RAMESH YADAV : 210200102004

Program : BE (AUTOMOBILE ENGINEERING)

College : GOVERNMENT ENGINEERING COLLEGE, RAJKOT

Merit :

PERSONAL DETAILS

Gender : Male

DOB : 02/05/2002

Mobile : 7894562636

Email : ramesh@gmail.com

Admission category : OPEN

Student category : SC

CONTACT DETAILS

Address :

Name Change & Marksheet
Writer-Time Request
Recheck
G to G Institute Transfer

3. After clicking on **G to G Institute Transfer** menu below screen will display.

GUJARAT TECHNOLOGICAL UNIVERSITY

Login - 210200102004 - RAMESH YADAV

Dashboard My Profile Timetable & Fees Upload Exam & Result 100 Activity Requests Student Offers Sign Out

TRANSFER DETAILS

Current /Parent Institution : GOVERNMENT ENGINEERING COLLEGE, RAJKOT

Transfer In Institute :* --Select--

TERMS AND CONDITION

I am aware of Rules and Regulations of the receiving institute. I am also aware of the fee Structure of the receiving institute. I declare to abide by their rules, registration and fee structure of the receiving institute.

I Will be joining the Received institute as soon as the transfer order is put on website by GTU

Save Submit

Note - Only those Governments **Colleges** will be displayed in **Transfer In Institute** dropdown which has seats available in particular admission category.

GUJARAT TECHNOLOGICAL UNIVERSITY

Login - 210200102004 - RAMESH YADAV

Dashboard My Profile Timetable & Fees Upload Exam & Result 100 Activity Requests Student Offers Sign Out

TRANSFER DETAILS

Current /Parent Institution : GOVERNMENT ENGINEERING COLLEGE, RAJKOT

Transfer In Institute :* --Select--

- Select--
- (014)GOVERNMENT ENGINEERING COLLEGE, BHARUCH
- (018)GOVERNMENT ENGINEERING COLLEGE, DAHOD
- (023)DR.S.& S.S.GHANDHY GOVERNMENT ENGINEERING COLLEGE
- (028)L. D. COLLEGE OF ENGINEERING, AHMEDABAD
- (043)SHANTILAL SHAH ENGINEERING COLLEGE, BHAVNAGAR

TERMS AND CONDITION

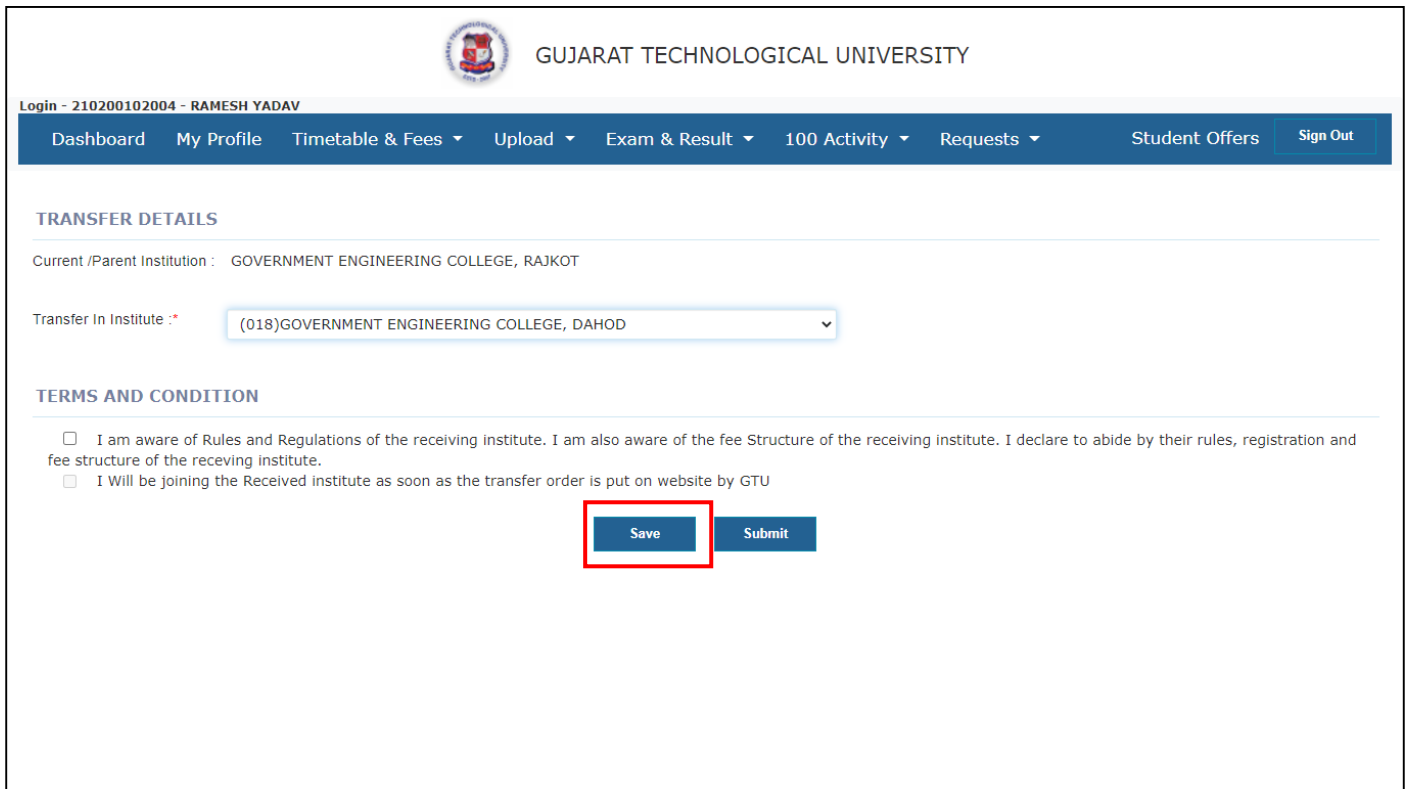
I am aware of Rules and Regulations of the receiving institute. I declare to abide by their rules, registration and fee structure of the receiving institute.

I Will be joining the Received institute as soon as the transfer order is put on website by GTU

Save Submit

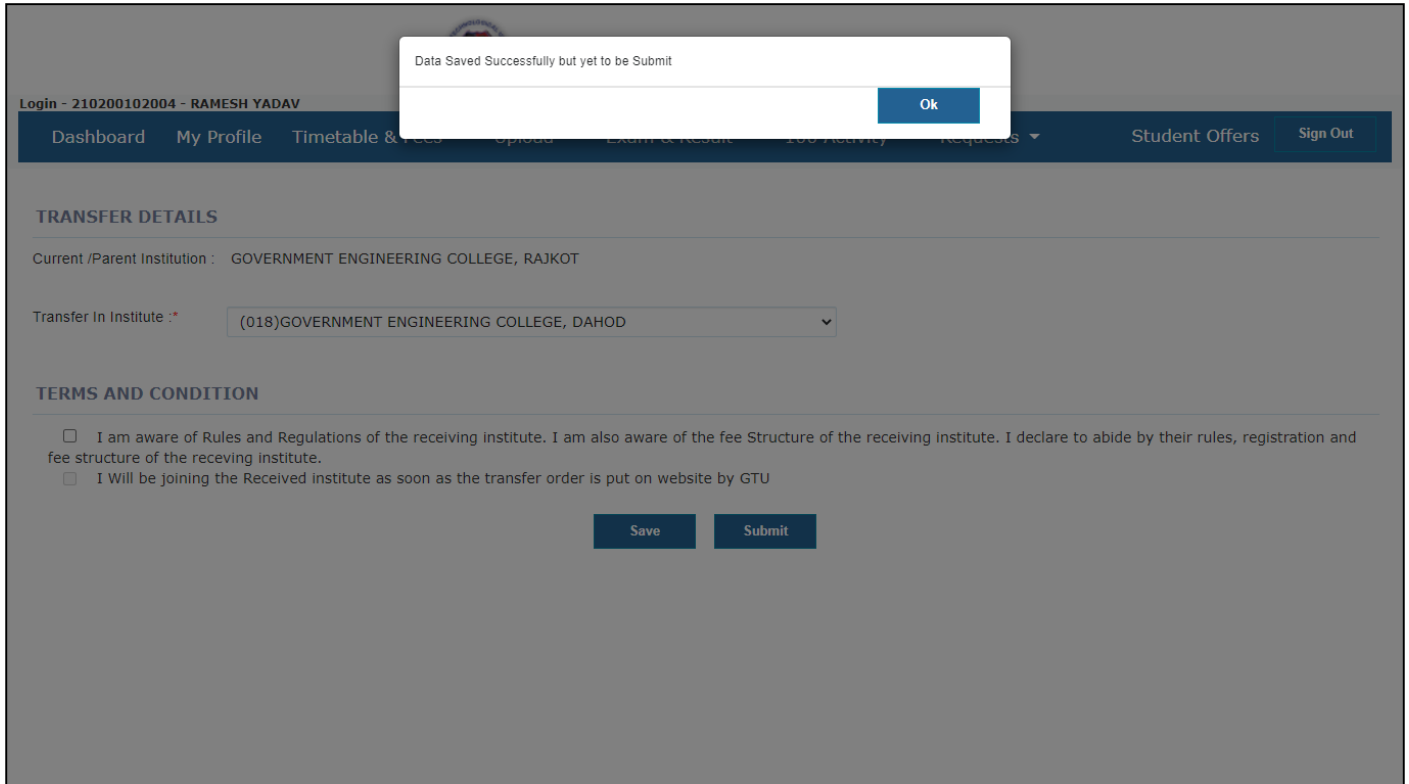
1. Select college from **Transfer in Institute** dropdown.

2. Click on **Save** button.



The screenshot shows the GTU portal interface. At the top, there is a navigation bar with the university logo and name, and a user profile section showing 'Login - 210200102004 - RAMESH YADAV'. Below this is a menu with options: Dashboard, My Profile, Timetable & Fees, Upload, Exam & Result, 100 Activity, Requests, Student Offers, and Sign Out. The main content area is titled 'TRANSFER DETAILS' and shows the current parent institution as 'GOVERNMENT ENGINEERING COLLEGE, RAJKOT'. The 'Transfer In Institute' dropdown is set to '(018)GOVERNMENT ENGINEERING COLLEGE, DAHOD'. Below this is a section titled 'TERMS AND CONDITION' with two checkboxes: 'I am aware of Rules and Regulations of the receiving institute. I am also aware of the fee Structure of the receiving institute. I declare to abide by their rules, registration and fee structure of the receiving institute.' and 'I Will be joining the Received institute as soon as the transfer order is put on website by GTU'. At the bottom of this section are two buttons: 'Save' (highlighted with a red box) and 'Submit'.

3. After saving the record **Data saved successfully but yet to be Submit** message will display.



The screenshot shows the same GTU portal interface as above, but with a modal dialog box displayed in the center. The dialog box contains the text 'Data Saved Successfully but yet to be Submit' and an 'Ok' button. The background of the portal is dimmed. The 'Save' button from the previous screenshot is still visible but not highlighted.

4. Click on **Ok** button for proceeds further.

Note: Until Submit button is not press, the student can change the college if required.

5. Under **TERMS AND CONDITION** section, select the **checkbox** and click on **Submit** button.


The screenshot shows the GTU student portal interface. At the top, there is a navigation bar with the university logo and name, and a user profile section for 'RAMESH YADAV'. Below this is a menu with options like 'Dashboard', 'My Profile', 'Timetable & Fees', 'Upload', 'Exam & Result', '100 Activity', 'Requests', 'Student Offers', and 'Sign Out'. The main content area is titled 'TRANSFER DETAILS' and shows the current institution as 'GOVERNMENT ENGINEERING COLLEGE, RAJKOT' and the transfer institute as '(018)GOVERNMENT ENGINEERING COLLEGE, DAHOD'. Below this is the 'TERMS AND CONDITION' section with two checkboxes, both of which are checked and highlighted with red boxes. The first checkbox is for 'I am aware of Rules and Regulations of the receiving institute. I am also aware of the fee Structure of the receiving institute. I declare to abide by their rules, registration and fee structure of the receiving institute.' The second checkbox is for 'I will be joining the Received institute as soon as the transfer order is put on website by GTU'. At the bottom of this section are two buttons: 'Save' and 'Submit', with the 'Submit' button highlighted by a red box.

6. On click on **Submit** Button page will redirect to the **Air pay page** to pay the fee for G to G institute transfer.

The screenshot shows the 'Airpay Tech Sandbox' payment page. At the top, there is a language dropdown set to 'English'. Below this is a header with 'Order Id: MF202204509 | Amount: ₹ 150.00'. The main content area is divided into two columns. The left column lists various payment options: Credit Card, Debit Card, Net Banking, UPI, Wallet, RTGS / NEFT, and Pay Later. The right column features a green checkmark and the text 'You are in Sandbox mode (Your account will not be charged)'. Below this are input fields for 'Card Number', 'Card Holder Name', and 'Card Exp Date'. There are also icons for 'CVV' and '678'. A prominent blue 'MAKE PAYMENT' button is located below the input fields. Below the button, there is a 'Please note' section with text regarding card usage and a link to 'enable your card for online transactions'. At the bottom of the page, there is a small note about a convenience fee and a link to cancel the transaction.

7. Select the payment option and proceed with the payment.

9. Once payment is successfully done, the student will get **Payment details** page & can download receipt by clicking on **Receipt** button. Same receipt will be seen in **Payment History** page.

**GUJARAT TECHNOLOGICAL UNIVERSITY**

Login - RAMESH YADAV

Dashboard My Profile Timetable & Fees Upload Exam & Result 100 Activity Requests Student Offers **Sign Out**

PAYMENT DETAILS

Receipt No : MF/0001271
Name : RAMESH YADAV
Program : BACHELOR OF ENGINEERING
Semester : First Year/Semester I

Enrollment No : 210200102004
Year : 2021-22
Payment Date :

| Sr No. | Fee Type | Fee Amt. |
|--------|---------------------------|----------|
| 1 | G To G Institute Transfer | 150 |


Total Amount : 150
Amount In Words : ONE HUNDRED FIFTY ONLY

TRANSACTION DETAILS

Payment Mode : Online
Txn No. : 410032


[Print Receipt](#)

10 After payment done university will change the college & same will reflect in student portal.

**GUJARAT TECHNOLOGICAL UNIVERSITY**

Login - 210180102004 - RAMESH YADAV

Dashboard My Profile Timetable & Fees Upload Exam & Result 100 Activity Requests Student Offers **Sign Out**

 Your Photo is not uploaded

RAMESH YADAV : 210180102004

Program : BE (AUTOMOBILE ENGINEERING)
College : GOVERNMENT ENGINEERING COLLEGE, DAHOD
Merit :

PERSONAL DETAILS

Gender : Male
DOB : 02/05/2002
Mobile : 7894562636
Email : ramesh@gmail.com
Admission category : OPEN
Student category : SC

CONTACT DETAILS

Address :
City :

END MANUAL

